



Business Roundtable

July 2009

Oklahoma’s Economy Depends on Worldwide American Companies

Oklahoma's 542 worldwide American companies and their employees need a level international playing field to prosper and grow. These companies support substantial employment and economic output in Oklahoma, directly through their production of goods and services, through their suppliers, and through spending by the people they employ.

If the Congress raises international taxes on worldwide American companies – while other nations are adopting more competitive tax structures – it will put Oklahoma companies and their employees at a competitive disadvantage with their foreign competitors and jeopardize the substantial contributions they make to Oklahoma’s economy.

The Economic Contribution of Worldwide American Companies in Oklahoma, 2007

	Direct Contribution*	Indirect Contribution**	Total Contribution	Total Contribution as a percent of State Total
Jobs	225,100	474,500	699,600	39.6%
Payroll	\$9.8 B	\$18.6 B	\$28.4 B	39.9%
Value-Added	\$27.8 B	\$33.5 B	\$61.3 B	48.4%

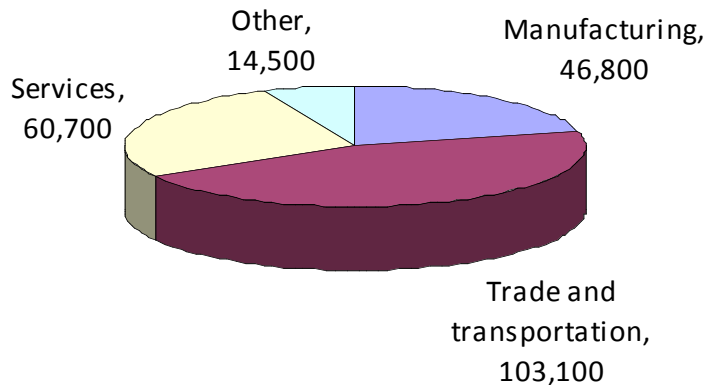
*The direct contribution consists of employment in and the payroll and production of worldwide American companies in the state.

**The indirect contribution consists of employment, payroll, and production supported by worldwide American companies through their supply chains and the consumption spending of the people they employ directly or indirectly.

- In 2007, worldwide American companies in Oklahoma employed **225,100** people and supported an additional **474,500 jobs** through their supply chains and spending by the people they employed directly or indirectly.
- These jobs accounted for **39.6 percent** of all private-sector employment in Oklahoma and **39.9 percent** of the total private-sector payroll in the state.
- Worldwide American companies in Oklahoma create high quality jobs, paying on average **\$43,502 per worker** in wages and salaries and fringe benefits in 2007.
- Worldwide American companies in Oklahoma accounted for **48.4 percent** of Oklahoma’s GDP (\$61.3 billion) in 2007.
- Worldwide American companies also paid approximately **\$1.2 billion** in dividends to Oklahoma residents in 2007.

Direct Employment by Worldwide American Companies in Oklahoma by Industry

Worldwide American companies employed **225,100** Oklahoma workers in 2007 in a wide range of industries, including the following:



Trade and transportation: 253 companies, 103,100 jobs

Services: 248 companies, 60,700 jobs

- Food services: 20 companies, 9,600 jobs
- Administrative and support services: 50 companies, 8,500 jobs
- Rental and leasing except real estate: 23 companies, 6,600 jobs
- Other services: 186 companies, 35,900 jobs

Manufacturing: 183 companies, 46,800 jobs

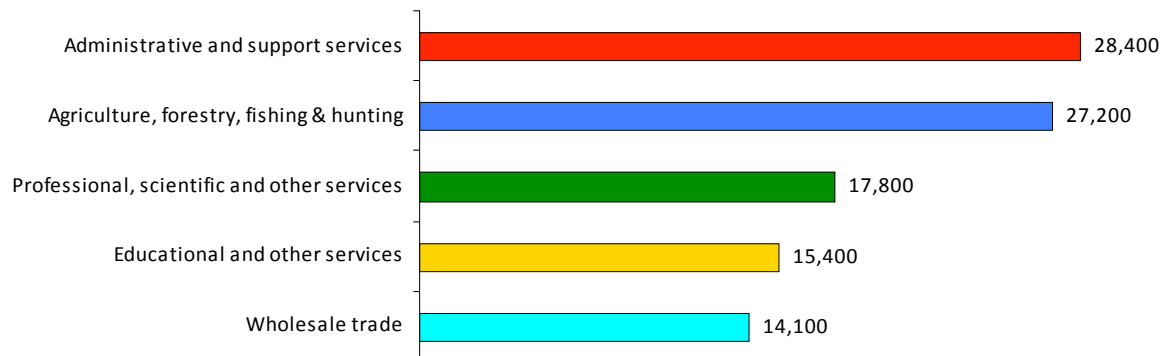
- Chemical products: 25 companies, 5,700 jobs
- Motor vehicles: 11 companies, 5,600 jobs
- Fabricated metal products: 25 companies, 4,200 jobs
- Other manufacturing: 146 companies, 31,400 jobs

All other industries: 60 companies, 14,500 jobs

Note: Company counts by industry do not sum to the state total (542) because a company may have operations in multiple industries. Job counts have been rounded to the nearest 100. Detail may not sum to totals due to rounding.

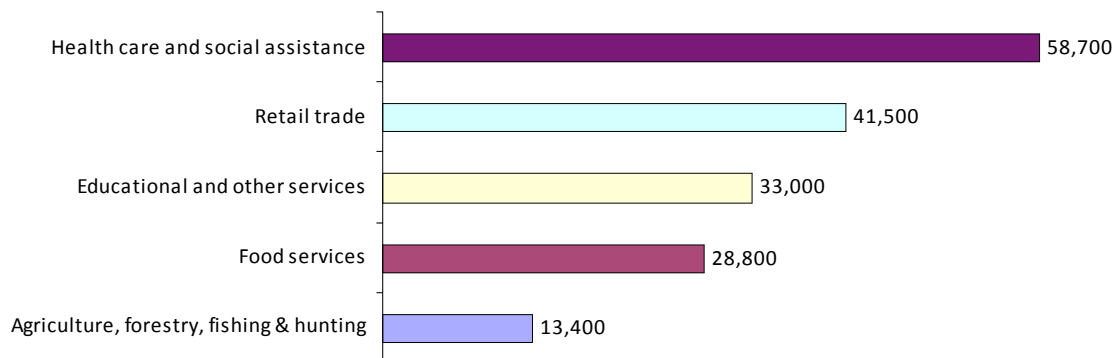
Indirect Employment through Purchases of Goods and Services from Suppliers

Worldwide American companies supported an additional **213,000 jobs** in Oklahoma in 2007 through their purchases of goods and services from suppliers in Oklahoma. Top Oklahoma suppliers for worldwide American companies include the following industries:



Indirect Employment through Consumption Spending by Employees

Consumption spending by the employees of worldwide American companies and their suppliers supported an additional **261,500 jobs** in Oklahoma in 2007, including in these leading industries:



Protect U.S. Jobs and Wages. U.S. Tax Policy Must Keep Worldwide American Companies Competitive with Foreign Multinational Firms.