



Ohio's Economy Depends on Worldwide American Companies

Ohio's 944 worldwide American companies and their employees need a level international playing field to prosper and grow. These companies support substantial employment and economic output in Ohio, directly through their production of goods and services, through their suppliers, and through spending by the people they employ.

If the Congress raises international taxes on worldwide American companies – while other nations are adopting more competitive tax structures – it will put Ohio companies and their employees at a competitive disadvantage with their foreign competitors and jeopardize the substantial contributions they make to Ohio's economy.

The Economic Contribution of Worldwide American Companies in Ohio, 2007

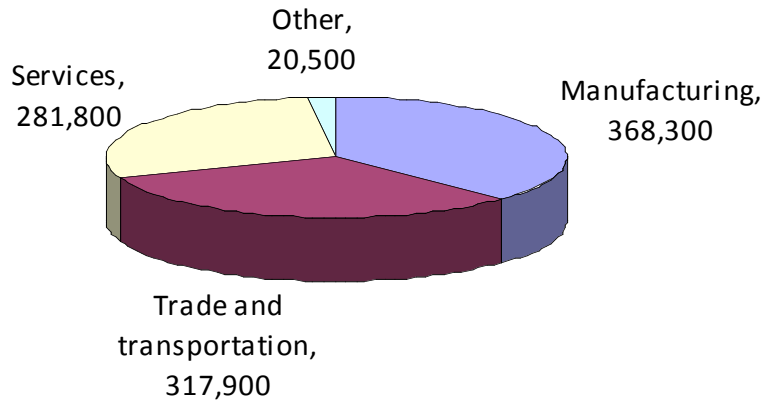
Table with 5 columns: Category, Direct Contribution*, Indirect Contribution**, Total Contribution, Total Contribution as a percent of State Total. Rows include Jobs, Payroll, and Value-Added.

*The direct contribution consists of employment in and the payroll and production of worldwide American companies in the state.
**The indirect contribution consists of employment, payroll, and production supported by worldwide American companies through their supply chains and the consumption spending of the people they employ directly or indirectly.

- In 2007, worldwide American companies in Ohio employed 988,400 people and supported an additional 1,659,400 jobs through their supply chains and spending by the people they employed directly or indirectly.
• These jobs accounted for 44.9 percent of all private-sector employment in Ohio and 51.6 percent of the total private-sector payroll in the state.
• Worldwide American companies in Ohio create high quality jobs, paying on average \$62,270 per worker in wages and salaries and fringe benefits in 2007.
• Worldwide American companies in Ohio accounted for 54.6 percent of Ohio's GDP (\$218.3 billion) in 2007.
• Worldwide American companies also paid approximately \$5.5 billion in dividends to Ohio residents in 2007.

Direct Employment by Worldwide American Companies in Ohio by Industry

Worldwide American companies employed **988,400** Ohio workers in 2007 in a wide range of industries, including the following:



Services: 487 companies, 281,800 jobs

- Food services: 29 companies, 50,400 jobs
- Educational and other services: 94 companies, 42,700 jobs
- Administrative and support services: 126 companies, 41,600 jobs
- Other services: 376 companies, 147,100 jobs

Trade and transportation: 439 companies, 317,900 jobs

Manufacturing: 422 companies, 368,300 jobs


- Motor vehicles: 43 companies, 61,800 jobs
- Chemical products: 79 companies, 33,700 jobs
- Fabricated metal products: 63 companies, 29,200 jobs
- Other manufacturing: 351 companies, 243,600 jobs

All other industries: 74 companies, 20,500 jobs

Note: Company counts by industry do not sum to the state total (944) because a company may have operations in multiple industries. Job counts have been rounded to the nearest 100. Detail may not sum to totals due to rounding.

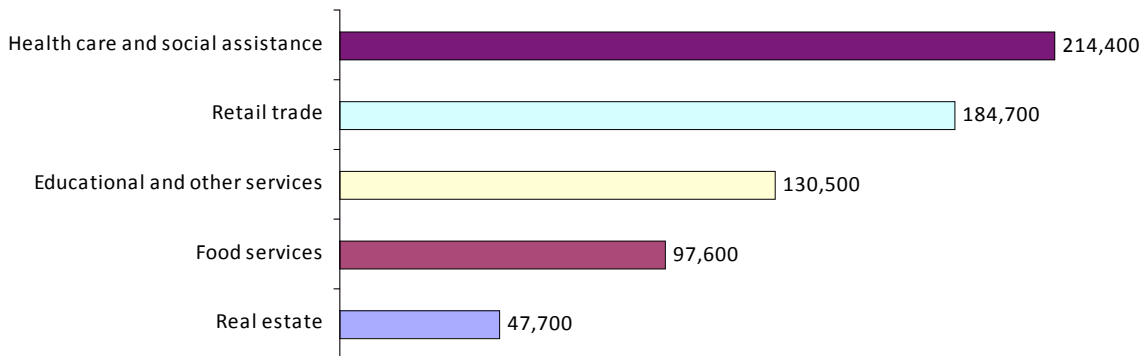
Indirect Employment through Purchases of Goods and Services from Suppliers

Worldwide American companies supported an additional **751,200 jobs** in Ohio in 2007 through their purchases of goods and services from suppliers in Ohio. Top Ohio suppliers for worldwide American companies include the following industries:



Indirect Employment through Consumption Spending by Employees

Consumption spending by the employees of worldwide American companies and their suppliers supported an additional **908,200 jobs** in Ohio in 2007, including in these leading industries:



Protect U.S. Jobs and Wages. U.S. Tax Policy Must Keep Worldwide American Companies Competitive with Foreign Multinational Firms.