



Maryland’s Economy Depends on Worldwide American Companies

Maryland's 770 worldwide American companies and their employees need a level international playing field to prosper and grow. These companies support substantial employment and economic output in Maryland, directly through their production of goods and services, through their suppliers, and through spending by the people they employ.

If the Congress raises international taxes on worldwide American companies – while other nations are adopting more competitive tax structures – it will put Maryland companies and their employees at a competitive disadvantage with their foreign competitors and jeopardize the substantial contributions they make to Maryland’s economy.

The Economic Contribution of Worldwide American Companies in Maryland, 2007

	Direct Contribution*	Indirect Contribution**	Total Contribution	Total Contribution as a percent of State Total
Jobs	433,700	719,700	1,153,400	41.0%
Payroll	\$27.5 B	\$34.7 B	\$62.2 B	45.5%
Value-Added	\$47.1 B	\$58.1 B	\$105.3 B	47.2%

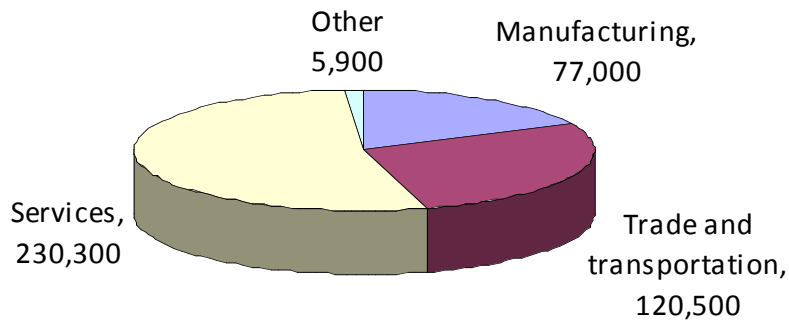
*The direct contribution consists of employment in and the payroll and production of worldwide American companies in the state.

**The indirect contribution consists of employment, payroll, and production supported by worldwide American companies through their supply chains and the consumption spending of the people they employ directly or indirectly.

- In 2007, worldwide American companies in Maryland employed **433,700** people and supported an additional **719,700 jobs** through their supply chains and spending by the people they employed directly or indirectly.
- These jobs accounted for **41.0 percent** of all private-sector employment in Maryland and **45.5 percent** of the total private-sector payroll in the state.
- Worldwide American companies in Maryland create high quality jobs, paying on average **\$63,479 per worker** in wages and salaries and fringe benefits in 2007.
- Worldwide American companies in Maryland accounted for **47.2 percent** of Maryland’s GDP (\$105.3 billion) in 2007.
- Worldwide American companies also paid approximately **\$3.8 billion** in dividends to Maryland residents in 2007.

Direct Employment by Worldwide American Companies in Maryland by Industry

Worldwide American companies employed **433,700** Maryland workers in 2007 in a wide range of industries, including the following:



Services: 412 companies, 230,300 jobs

- Computer systems design: 82 companies, 33,600 jobs
- Accommodation: 13 companies, 32,600 jobs
- Professional, scientific and other services: 60 companies, 25,000 jobs
- Other services: 349 companies, 139,200 jobs

Trade and transportation: 337 companies, 120,500 jobs

Manufacturing: 253 companies, 77,000 jobs

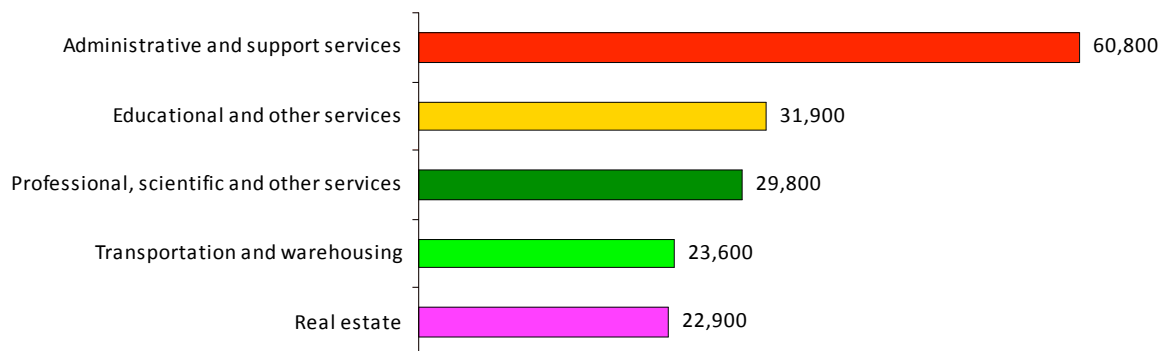
- Navigational and other instruments: 25 companies, 11,200 jobs
- Communications equipment and semiconductors: 48 companies, 10,600 jobs
- Chemical products: 49 companies, 8,100 jobs
- Other manufacturing: 168 companies, 47,100 jobs

All other industries: 48 companies, 5,900 jobs

Note: Company counts by industry do not sum to the state total (770) because a company may have operations in multiple industries. Job counts have been rounded to the nearest 100. Detail may not sum to totals due to rounding.

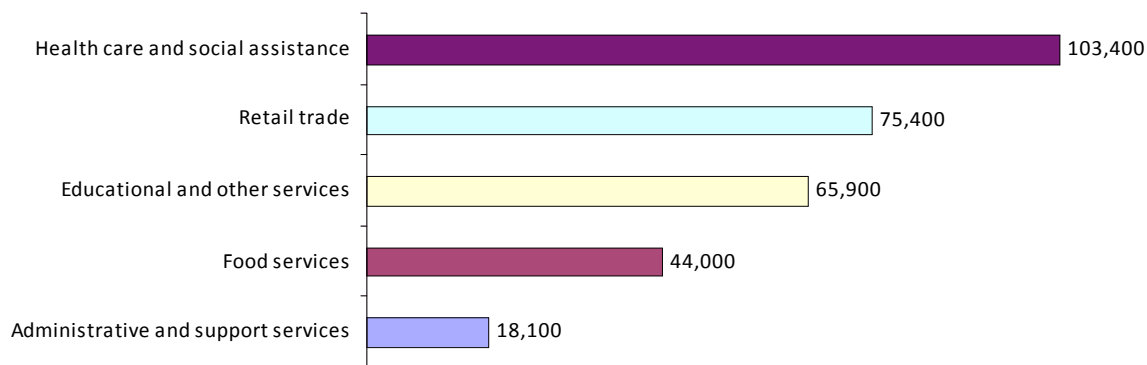
Indirect Employment through Purchases of Goods and Services from Suppliers

Worldwide American companies supported an additional **305,600 jobs** in Maryland in 2007 through their purchases of goods and services from suppliers in Maryland. Top Maryland suppliers for worldwide American companies include the following industries:



Indirect Employment through Consumption Spending by Employees

Consumption spending by the employees of worldwide American companies and their suppliers supported an additional **414,100 jobs** in Maryland in 2007, including in these leading industries:



Protect U.S. Jobs and Wages. U.S. Tax Policy Must Keep Worldwide American Companies Competitive with Foreign Multinational Firms.