



Illinois’s Economy Depends on Worldwide American Companies

Illinois's 1,131 worldwide American companies and their employees need a level international playing field to prosper and grow. These companies support substantial employment and economic output in Illinois, directly through their production of goods and services, through their suppliers, and through spending by the people they employ.

If the Congress raises international taxes on worldwide American companies – while other nations are adopting more competitive tax structures – it will put Illinois companies and their employees at a competitive disadvantage with their foreign competitors and jeopardize the substantial contributions they make to Illinois’s economy.

The Economic Contribution of Worldwide American Companies in Illinois, 2007

	Direct Contribution*	Indirect Contribution**	Total Contribution	Total Contribution as a percent of State Total
Jobs	1,087,300	1,971,400	3,058,700	46.4%
Payroll	\$75.6 B	\$103.6 B	\$179.2 B	51.7%
Value-Added	\$132.0 B	\$172.5 B	\$304.5 B	54.6%

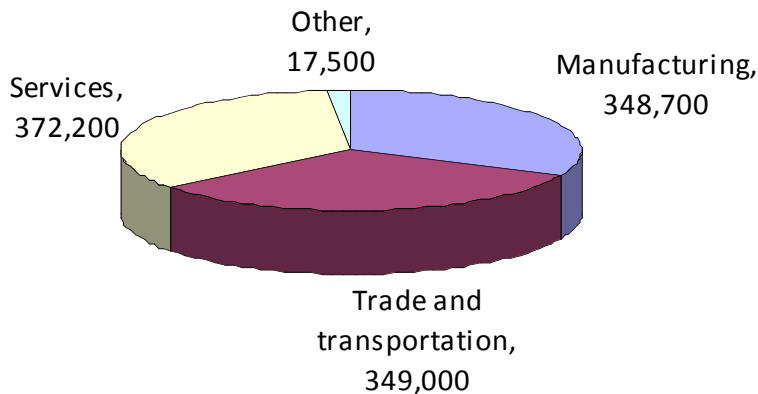
*The direct contribution consists of employment in and the payroll and production of worldwide American companies in the state.

**The indirect contribution consists of employment, payroll, and production supported by worldwide American companies through their supply chains and the consumption spending of the people they employ directly or indirectly.

- In 2007, worldwide American companies in Illinois employed **1,087,300** people and supported an additional **1,971,400 jobs** through their supply chains and spending by the people they employed directly or indirectly.
- These jobs accounted for **46.4 percent** of all private-sector employment in Illinois and **51.7 percent** of the total private-sector payroll in the state.
- Worldwide American companies in Illinois create high quality jobs, paying on average **\$69,549 per worker** in wages and salaries and fringe benefits in 2007.
- Worldwide American companies in Illinois accounted for **54.6 percent** of Illinois’s GDP (\$304.5 billion) in 2007.
- Worldwide American companies also paid approximately **\$8.6 billion** in dividends to Illinois residents in 2007.

Direct Employment by Worldwide American Companies in Illinois by Industry

Worldwide American companies employed **1,087,300** Illinois workers in 2007 in a wide range of industries, including the following:



Services: 601 companies, 372,200 jobs

- Administrative and support services: 142 companies, 73,500 jobs
- Food services: 28 companies, 52,000 jobs
- Educational and other services: 90 companies, 42,000 jobs
- Other services: 497 companies, 204,700 jobs

Trade and transportation: 505 companies, 349,000 jobs

Manufacturing: 484 companies, 348,700 jobs

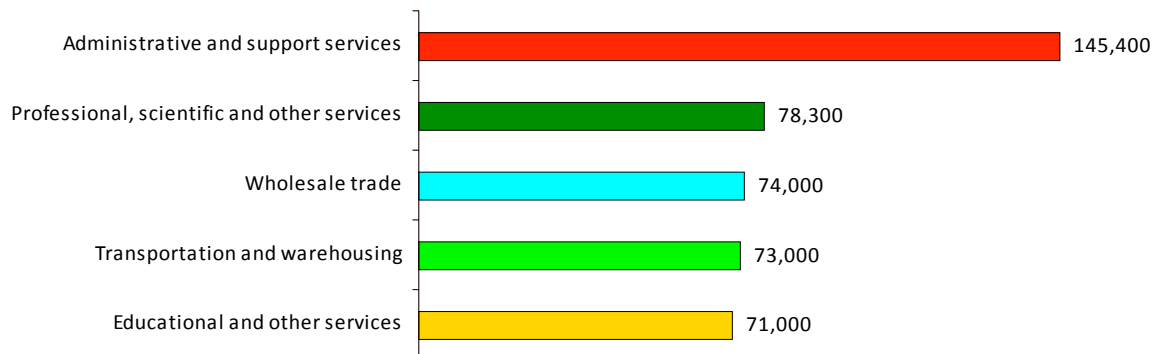
- Chemical products: 94 companies, 62,900 jobs
- Food: 31 companies, 43,300 jobs
- Paper: 24 companies, 31,200 jobs
- Other manufacturing: 405 companies, 211,300 jobs

All other industries: 72 companies, 17,500 jobs

Note: Company counts by industry do not sum to the state total (1,131) because a company may have operations in multiple industries. Job counts have been rounded to the nearest 100. Detail may not sum to totals due to rounding.

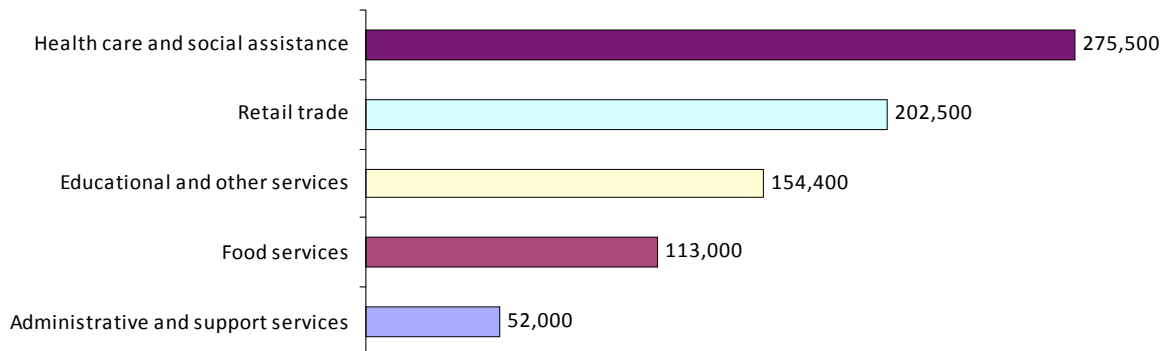
Indirect Employment through Purchases of Goods and Services from Suppliers

Worldwide American companies supported an additional **863,000 jobs** in Illinois in 2007 through their purchases of goods and services from suppliers in Illinois. Top Illinois suppliers for worldwide American companies include the following industries:



Indirect Employment through Consumption Spending by Employees

Consumption spending by the employees of worldwide American companies and their suppliers supported an additional **1,108,400 jobs** in Illinois in 2007, including in these leading industries:



Protect U.S. Jobs and Wages. U.S. Tax Policy Must Keep Worldwide American Companies Competitive with Foreign Multinational Firms.