



Arizona’s Economy Depends on Worldwide American Companies

Arizona's 775 worldwide American companies and their employees need a level international playing field to prosper and grow. These companies support substantial employment and economic output in Arizona, directly through their production of goods and services, through their suppliers, and through spending by the people they employ.

If the Congress raises international taxes on worldwide American companies – while other nations are adopting more competitive tax structures – it will put Arizona companies and their employees at a competitive disadvantage with their foreign competitors and jeopardize the substantial contributions they make to Arizona’s economy.

The Economic Contribution of Worldwide American Companies in Arizona, 2007

	Direct Contribution*	Indirect Contribution**	Total Contribution	Total Contribution as a percent of State Total
Jobs	430,600	721,900	1,152,500	40.0%
Payroll	\$25.9 B	\$32.8 B	\$58.7 B	45.5%
Value-Added	\$41.9 B	\$55.0 B	\$96.9 B	45.9%

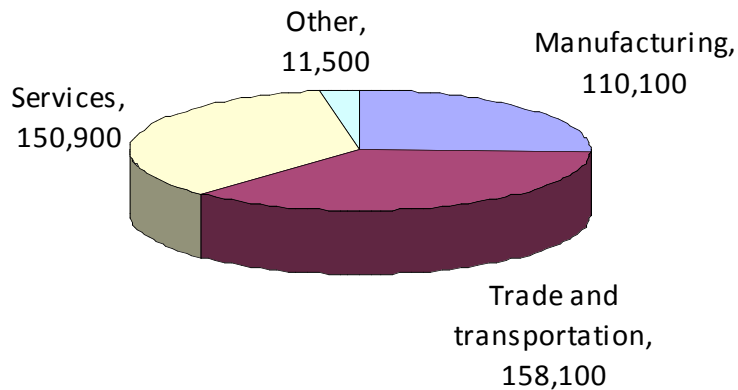
\*The direct contribution consists of employment in and the payroll and production of worldwide American companies in the state.

\*\*The indirect contribution consists of employment, payroll, and production supported by worldwide American companies through their supply chains and the consumption spending of the people they employ directly or indirectly.

- In 2007, worldwide American companies in Arizona employed **430,600** people and supported an additional **721,900 jobs** through their supply chains and spending by the people they employed directly or indirectly.
- These jobs accounted for **40.0 percent** of all private-sector employment in Arizona and **45.5 percent** of the total private-sector payroll in the state.
- Worldwide American companies in Arizona create high quality jobs, paying on average **\$60,182 per worker** in wages and salaries and fringe benefits in 2007.
- Worldwide American companies in Arizona accounted for **45.9 percent** of Arizona’s GDP (\$96.9 billion) in 2007.
- Worldwide American companies also paid approximately **\$3.0 billion** in dividends to Arizona residents in 2007.

## Direct Employment by Worldwide American Companies in Arizona by Industry

Worldwide American companies employed **430,600** Arizona workers in 2007 in a wide range of industries, including the following:



### **Services: 388 companies, 150,900 jobs**

- Administrative and support services: 80 companies, 26,200 jobs
- Educational and other services: 69 companies, 20,500 jobs
- Food services: 25 companies, 17,800 jobs
- Other services: 299 companies, 86,400 jobs

### **Trade and transportation: 317 companies, 158,100 jobs**

### **Manufacturing: 283 companies, 110,100 jobs**

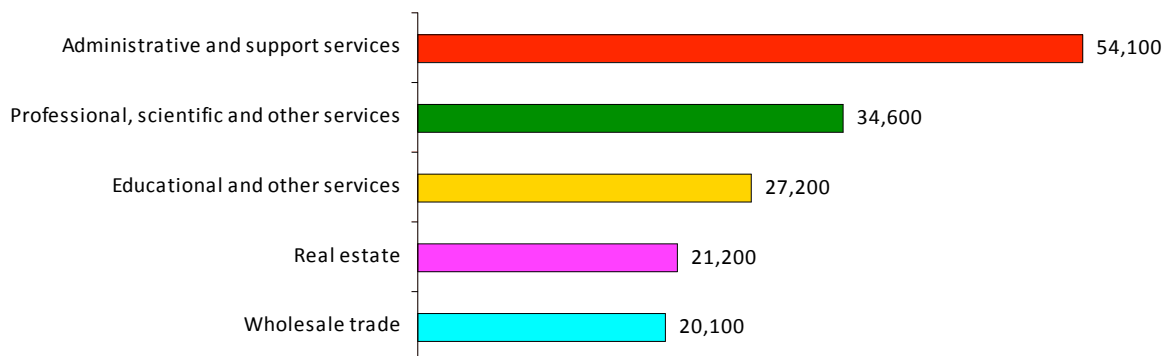
- Transport equipment except motor vehicles: 16 companies, 29,700 jobs
- Communications equipment and semiconductors: 54 companies, 21,200 jobs
- Navigational and other instruments: 29 companies, 14,700 jobs
- Other manufacturing: 225 companies, 44,500 jobs

### **All other industries: 54 companies, 11,500 jobs**

Note: Company counts by industry do not sum to the state total (775) because a company may have operations in multiple industries. Job counts have been rounded to the nearest 100. Detail may not sum to totals due to rounding.

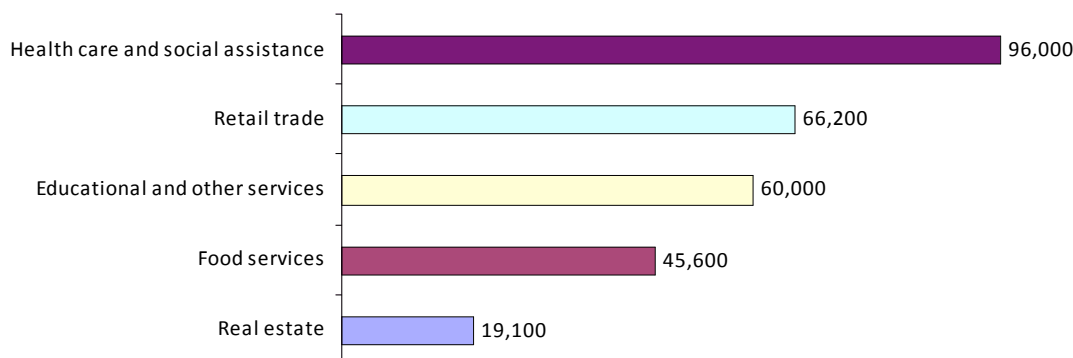
## Indirect Employment through Purchases of Goods and Services from Suppliers

Worldwide American companies supported an additional **310,900 jobs** in Arizona in 2007 through their purchases of goods and services from suppliers in Arizona. Top Arizona suppliers for worldwide American companies include the following industries:



## Indirect Employment through Consumption Spending by Employees

Consumption spending by the employees of worldwide American companies and their suppliers supported an additional **411,000 jobs** in Arizona in 2007, including in these leading industries:



**Protect U.S. Jobs and Wages. U.S. Tax Policy Must Keep Worldwide American Companies Competitive with Foreign Multinational Firms.**